

OWENEA FISHERY

2011 NEWSLETTER



2010 Season Report



Top Rods & Catches



River Gauge & Catch Data



Best Salmon, Beats, Methods of the Season



THE OWENEA FISHERY

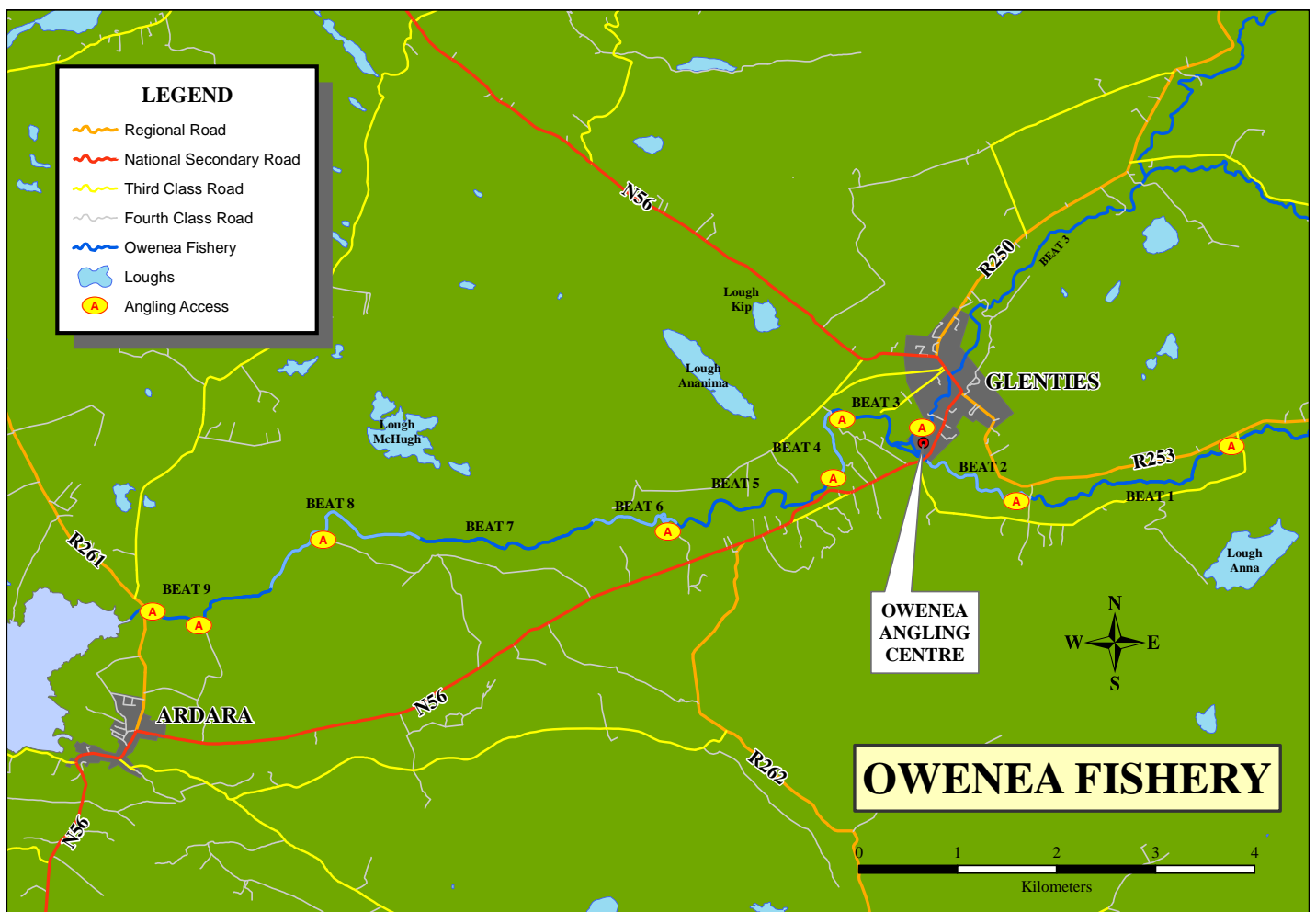
The Owenea River drains Lough Ea running for some 13 miles through Glenties and emptying into Loughrosmore Bay at Ardara. The Owenea is primarily a spate river taking from 1 to 2 days to run off, depending on the size of the flood.

When in condition, the river is one of the best in the country for salmon. The river has runs of spring salmon, grilse, sea trout and a resident stock of small brown trout. August and September are the best months for grilse closely followed by July. Spring salmon can be caught from April onwards and indeed towards the end of the season a few autumn salmon are frequently caught.

The sea trout have been making something of a comeback in recent years though numbers still remain low. The fishery still requests that sea trout are returned where possible, to help conserve stocks.

There are 9 beats on the bottom 8 miles of river with good pools spread throughout the system and plenty of lovely 'fly water'. Both banks can be fished with the beats catering for 3, 4 or 5 rods depending on the beat. Access to the fishery and along banks is good with adequate numbers of stiles and footbridges. There are bridges over the river between beats and one in the middle of beat 7. Disabled access and hospitality facilities have been provided for disabled anglers on a section of Beat 3 adjacent to the Fishery Office.

Fly-fishing is the most popular method used followed by spinning and worm. Shrimp and prawn are banned. Most shrimp flies fish well. Popular flies are Stoats Tail, Foxford Shrimp, Black Shrimp, Curry's Red Shrimp, John Anthony Shrimp Claret Shrimp and Cascade's.



BEAT DESCRIPTION

BEAT 1: Beat 1 is the longest beat at around 6 miles. It runs from Lough Ea to Meenhalla Bridge. Only the more adventurous cover the full beat. The lower pools, being the more productive, are most often fished.

BEAT 2: Beat 2 runs from the Meenhalla to Mullenierin Bridge. The most productive pools are Garry's and the Priest pool. The river is fairly narrow, so maintain a cautious approach.

BEAT 3: Beat 3 runs from Mullenierin Bridge to Mullantiboye Bridge and includes the lower reaches of the Stracastle River. The Crambam, Rock Pool and Friel's Battery are the most productive pools while the section from Friel's Battery to the Short Stream can fish well for sea trout.

BEAT 4: Beat 4 runs from Mullantiboye Bridge to the metal footbridge below Hugh Hanlon's pool. All the pools on this beat are equally productive and in nice water, with fish showing all over, it should be fished down the whole of its length.

BEAT 5: Beat 5 runs from the metal footbridge to the new footbridge below the Gubbin. The beat includes 2 major holding pools in the Gubbin and the Mullindaragh. The Gubbin is a productive pool to the spinner and fishes to the fly if there is good water. The 'Car' Pool can also fish well. There is no worming permitted from the neck of Ward's pool to the tail of Archie's Pool on beat 6.

BEAT 6: Beat 6 runs from the New Bridge below the Gubbin to the Turf Bridge below Carry Pool. The Carry Pool is a popular pool with local worm fishermen. Archie's Pool produces a lot of fish each year. Other prolific pools include the Yellow Banks and the Battery.

BEAT 7: Beat 7 runs from the Turf Bridge down to the metal footbridge

downstream of the 'Trees'. There is a fair amount of slow & deep water towards the bottom of beat 7 which needs fairly high water levels to fish to the fly. There is some nice fly water at the head of the beat and around the Coarse Stream and Sally's Pool. Kelly's is a deep pool and always holds some big fish. The Lugguog and the big stones that can be seen below it can fish well in fairly high water.

BEAT 8: Beat 8 runs from the metal footbridge at the bottom of 7 to the metal footbridge at the car park below Whingarden Pool. It is a very popular beat and has some very productive pools. There is some lovely fly water on this beat. The most famous pool is probably Bryan's Pool. It is a deep holding pool that is always full of fish. Other productive pools include Gavigan's, Billy's, Sandy and McGill's Long Pool.

BEAT 9: Beat 9 runs from Poul-a-Tuarn (below metal footbridge) to the Owenea Road Bridge at the tail of Finn's Pool. Beat 9 has good fly water also interspersed with some deeper pools. Finn's Pool at the bottom of the beat, backs up with a high tide and can fish well as fish come in on the tide. Other productive pools include Boyle's and Boyle's Small pool. At the top of the beat Poul-a-Tuarn can fish well and is popular with worm fishermen. Also Ferny Pool & Holly Bush down to Boyle's are worthy of close attention.



KELLY'S POOL - BEAT 7



2010 SEASON REPORT

April



The fishery opened as normal on the 1st April. The month was dry for the most part and we received only 3 floods. There was a good flood on the 3rd (0.50m) and a very big flood (0.70m) on the 5th which saw the river still up at 0.51m the following day. The river then fell away over the next few days to give very low water until the 28th when we received a flood reading 0.29m. The river then dropped rapidly. The gauge average for the month read 0.17 metres which seems a fair average but belies the fact that the river ran at very low levels for the greater part of the month. The fishery was very quiet this month with only 4 visiting rods fishing for the month. The first salmon of the year was caught by local angler John Breslin. This was a 6½lb fish caught from The Gubbin on beat 5 on the 7th.

May

May was a very dry month and the river ran at very low levels all month. We received only 2 minor floods for the whole month. These occurred on the 5th and 19th and gave gauge readings of only 0.19m & 0.16m respectively. The gauge average for the month was the lowest recorded reading only 0.08 metres! The result of all this was that the fishery was very quiet and only 7 visiting rods fished during the month! There was no recorded catch of salmon for the month, hardly surprising given the very low angling effort.

June

As with last season, June was a complete write off due to a lack of rain. The weather remained extremely dry and we received no floods whatsoever. The river ran at extremely low summer levels for the whole month. The gauge average was the lowest yet recorded for any single month reading an exceptionally low 0.04 metres! Luckily, most days were overcast and the river temperature did not seem to exceed 20°C otherwise we may have seen fish mortalities due to oxygen starvation! The fishery was, understandably, very quiet with only 1 visiting rod fishing for the whole month! There were only 2 salmon recorded for the month. These were both caught by local angler, Bill Fee, in very low water and weighed 3½ & 6lb and were caught on a spinner on the 8th & 9th from beats 9 & 7 respectively. The average size of salmon for the month was 4.75lb though this is an unreliable figure since it is only based on 2 fish!

July

The drought finally broke on the first day of July and we received a number of good floods and minor floods over the month. There were good floods on the 1st (0.48m), 4th (0.54m), 11th (0.69m), 22nd (0.30m), 26th (0.27m) and the 30th (0.30m). This all gave us some 16 days of good water (0.18m or above) for the month. The fishery was reasonably well attended for the time of the year with 145 visiting rods fishing for the month. Salmon & grilse ran throughout the month and the early run must of consisted of a number of salmon that had been lying in the estuary and out at sea. Given here are some of the catches for the month. On the 1st Gordon Young recorded a 4 ½ lb grilse caught from beat 8. This was the first salmon recorded since April! On the 7th, John Conway registered a 7lb grilse caught on worm from beat 4. On the 8th, Alan Watson accounted for 2 grilse weighing 2½ & 6lb caught from beat 8 on the fly from beat 8. On the 9th, John Conway registered an 8lb grilse caught on worm from beat 7. On the 11th, Gordon Young logged 3 grilse caught to 5 ½lb on a spinner and Alan Mooney accounted for 2 grilse caught on a spinner from beat 9. On the 12th, P.J. McNelis recorded a fine 15lb salmon caught on a spinner from McGill's Pool on beat 8 and Mick McCole accounted for a superb 16lb salmon caught from beat 7 on a spinner. On the 22nd, Joe McMullin accounted for 2 grilse weighing 4 & 5lb caught on a spinner from beat 8 and Mickey McLoughlin logged 2 grilse weighing 6 & 7lb caught on fly from beat 7. On the 23rd, Sid Patterson recorded 2 grilse weighing 6 & 3lb caught on flies from beats 8 & 9. On the 26th, John Breslin accounted for a 7lb grilse caught on a spinner from beat 5 and Peter Boyle registered a 7lb grilse caught from beat 9 on a spinner. On the 27th, George Friel recorded 2 fish, a salmon & a grilse weighing 11½ and 4lb respectively. The fish were caught on flies from beat 8 with the smaller fish being released. Frankie Byrne accounted for an 8lb grilse caught on a fly from beat 6. The biggest fish of the month was caught by Sean Campbell. This was a fine 15¾lb salmon caught from beat 4 on a spinner. There were numerous records of other single fish caught. The average size of salmon for the month was 5.25lb. This was, disappointingly, down somewhat on the 2008 & 2009 averages of 5.77lb & 5.65lb.



August

The month brought a fair amount of precipitation. This meant the river received some periods of good water levels interspersed with periods when the river fell away to low levels. There were some 15 days of the month when we had desirable water levels (0.18m or above). The main floods occurred on the 10th (0.38m), 17th (0.39m) and the 24th (0.26m). The gauge average for the month read a fairly decent 0.17 metres. The fishery was reasonably well attended with 207 visiting rods fishing for the month and there were good numbers of salmon recorded. Given here are some of the catches recorded in the catch register for August. On the 6th, Kevin O'Neill recorded 2 grilse caught weighing 5lb each caught on the fly from beat 7 and Gerry McGranahan also accounted for 2 grilse weighing 4 & 5½lb caught on the fly from beat 9. On the 10th, Gordon Young registered an 8lb grilse caught from beat. On the 12th, Hugh Frazer recorded 2 grilse weighing 2 & 4lb caught from beat 9 on flies. Chris Gallagher registered 3 grilse weighing 4, 5 & 6lb caught on the spinner from beat 8. Paul McCarthy accounted for 2 grilse weighing 6 & 7½lb caught on a spinner from beat 8 and on the following day, the 13th, recorded 2 more grilse to 3lb caught from beat 8 on flies. On the 17th, John Kerr registered 2 grilse weighing 4lb each caught on a spinner from beat 8. Gerry Irwin recorded 3 grilse weighing 5, 5 & 7lb caught on a spinner from beat 9. Alan Watts, accounted for 2 grilse weighing 3 & 5½lb caught on spinners from beats 2 & 5. On the 18th, James Foster logged 2 grilse weighing 3 & 5lb caught on flies from beat 7 releasing the smaller of the two fish. George Friel recorded 2 grilse weighing 3 & 5½lb caught from beat 7 releasing the smaller of the two fish. On the 20th, Davy Grey accounted for an 8lb grilse caught from beat 8 on worm. On the 24th, John Northridge recorded 2 grilse weighing 3½ & 4lb caught on flies from beat 8 and Pierre Rumeau logged an 8lb grilse caught from beat 3 on a fly. On the 25th, Pierre recorded a further 3 grilse weighing 2, 3½ & 4¼lb caught from beat 7 on flies. On the 29th, Pierre registered 4 grilse weighing from 2 to 5lb caught on flies from beat 9. There were numerous records of other single fish caught. The average size of salmon for the month was 4.52lb. This was, disappointingly, down somewhat on the 2008 & 2009 averages of 4.93lb & 4.95lb.

September

For the first 5 days of the month, the river ran at very low levels. Thereafter we received numerous floods due to high rainfall levels. For the greater part of month, the river was up & down like the proverbial Yo-Yo! The high rainfall levels continued until the last 5 days of the month when the river ran down to leave low water levels on the last day of the season. The gauge average for the month was very high reading 0.26 metres. There were some 20 days of the month when we had desirable water levels though at times there was too big a flood and it was a case of hitting the right time of day as a flood fell away. The fishery was reasonably busy with 211 visiting rods fishing over the month. Given here are some of the catches recorded in the catch register for September. On the 7th, Bill Fee logged 3 grilse weighing 3lb each caught on a spinner from beat 9 releasing all three and a local angler also landed 3 grilse weighing from 4½ to 6lb on a spinner from beat 4. On the 8th, Thomas Corr recorded a 9lb salmon caught on a spinner from beat 9. Will Taylor accounted for 4 grilse weighing 3, 4, 5 & 6lb caught from beat 4 on flies. Frankie Campbell recorded a 7lb grilse caught from beat 9 on a fly. On the 9th, Zephyr Thinus recorded 3 grilse weighing 1½, 5 & 6lb caught from beat 8 on flies. On the 17th, Kevin O'Leary registered a 9lb salmon caught from beat 8. On the 18th, Henry Patterson recorded a 12lb salmon caught on worm from beat 8. There were numerous records of other single fish caught.



And so that was that. Another season passed us by all too quickly. The earlier part of the season (to the last day of June) had virtually been a complete right off! Certainly June was, with no rainfall, the river running at extremely low summer levels and only 1 visiting rod fishing for the whole month! In fact up to the last day of June, the river had only received 3 minor floods after the snow & ice of the previous, hard winter had cleared! Luckily we received decent amount of rainfall from the start of July onwards to the end of the season with only intermittent periods of low water. We once again observed the phenomenon of large numbers of fish seeming to lie on the lower two beats with few fish showing higher up the river until August on. It was somewhat disappointing to see the average sizes of salmon lower than in previous years but heartening to see some bigger than average salmon caught up to 18lb. With the drift nets gone I would hope to see the numbers of these big multi sea winter fish improving again. However, numbers of salmon in the 8, 9 & 10lb weight category were lower than in previous seasons. We look forward to the new season and seeing all our old friends and regular piscators again.



SALMON of 10LB PLUS CAUGHT IN 2010

The best fish of the season weighed 18lb and was caught by Mick McCole on the 17th August.

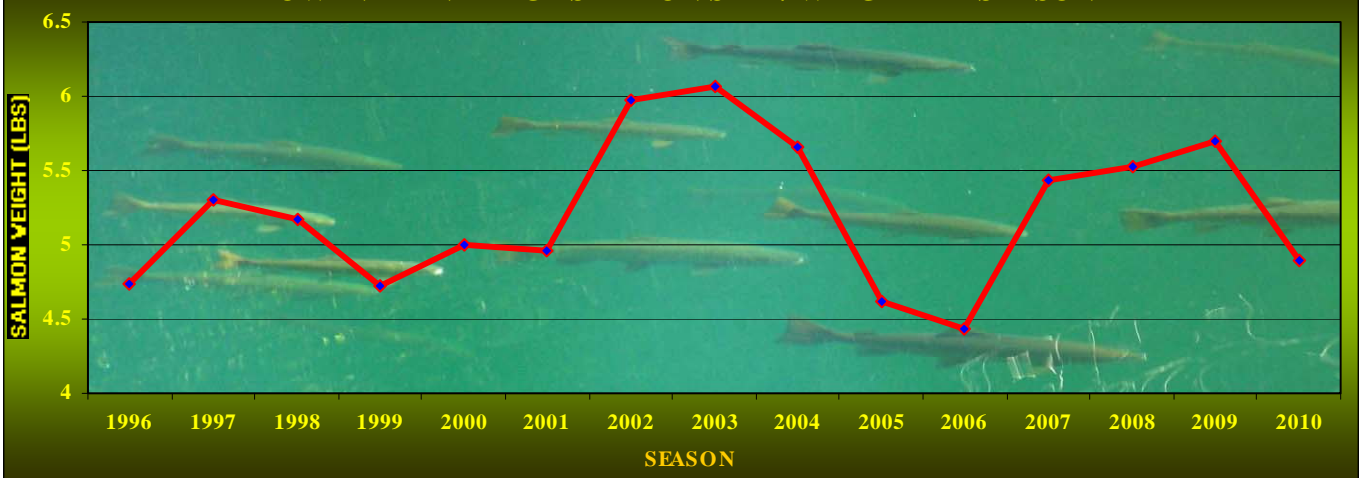
Name	Date	Beat	Method	Gauge	Weight
<i>Mick McCole</i>	17 th August	7	Spinner	0.39 metres ↓	18lb
<i>Mick McCole</i>	12 th July	7	Spinner	0.36 metres ↓	16lb
<i>Sean Campbell</i>	July	4	Spinner	-	15¾lb
<i>P.J. McNelis</i>	12 th July	8	Spinner	0.36 metres ↓	15lb
<i>Henry Patterson</i>	18 th Sept	8	Worm	0.18 metres ↑	12lb
<i>George Friel</i>	27 th July	8	Fly	0.19 metres ↓	11½lb

AVERAGE SALMON SIZES OVER THE SEASONS

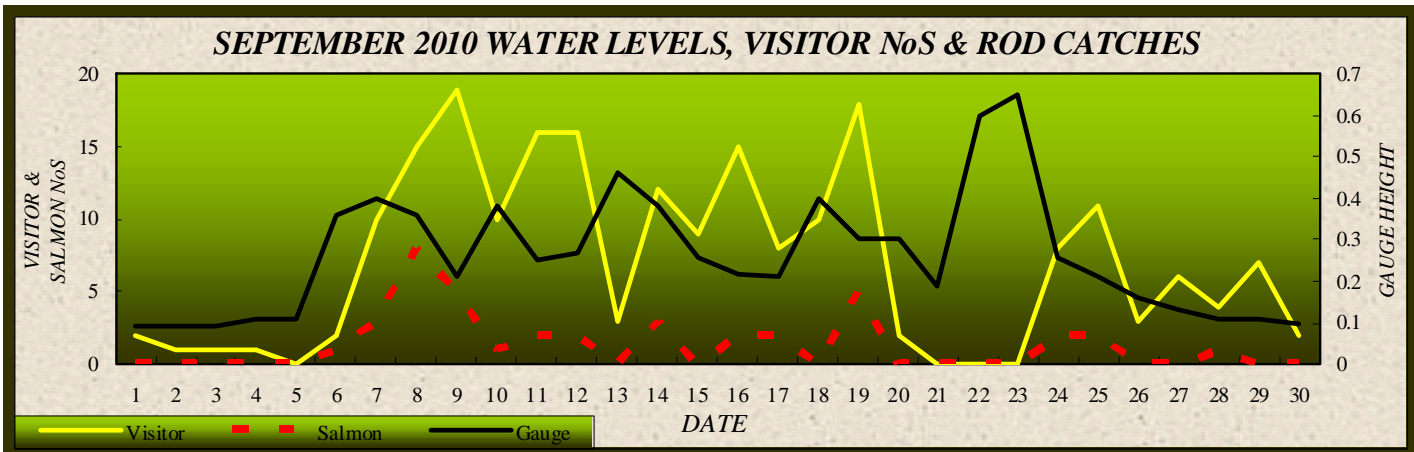
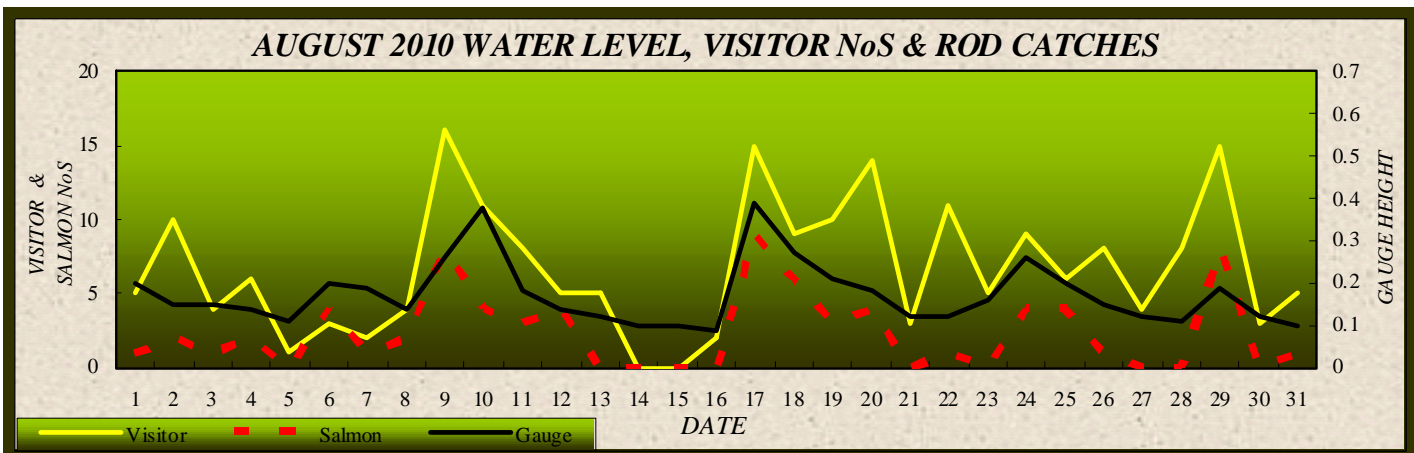
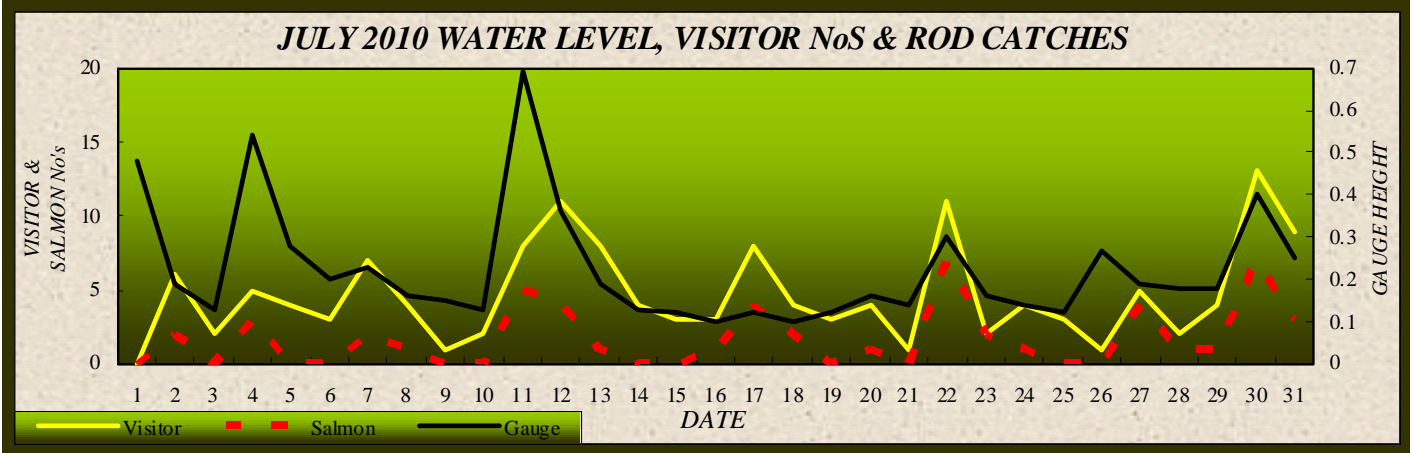
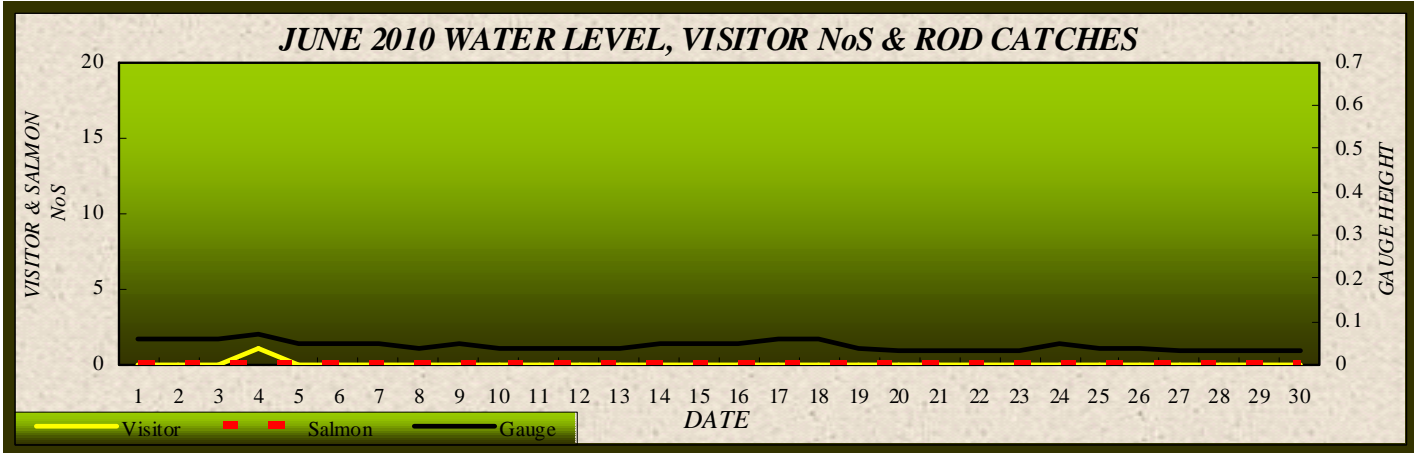
SEASON	APRIL	MAY	JUNE	JULY	AUGUST	SEPTEMBER	YEARLY
1996	-	8.00lb	4.00lb	4.55lb	5.73lb	4.66lb	4.74lb
1997	-	7.00lb	4.72lb	4.19lb	6.72lb	5.57lb	5.30lb
1998	8.62lb	-	4.69lb	4.37lb	5.52lb	6.10lb	5.17lb
1999	8.50lb	8.62lb	5.22lb	4.29lb	4.35lb	5.05lb	4.73lb
2000	-	10.00lb	5.67lb	3.99lb	4.84lb	5.48lb	5.00lb
2001	Closed	-	5.43lb	4.68lb	5.40lb	4.33lb	4.96lb
2002	-	8.44lb	4.77lb	4.75lb	5.42lb	6.52lb	5.98lb
2003	-	9.33lb	7.5lb	4.25lb	4.16lb	5.10lb	6.07lb
2004	-	9.75lb	7.40lb	4.48lb	4.93lb	5.83lb	5.66lb
2005	-	10.00lb	3.50lb	4.38lb	4.62lb	4.85lb	4.62lb
2006	9.75lb	6.67lb	11lb	4.65lb	4.33lb	4.30lb	4.43lb
2007	-	8.37lb	5.75lb	5.66lb	4.87lb	5.44lb	5.43lb
2008	-	7.37lb	6.36lb	5.77lb	4.93lb	5.08lb	5.53lb
2009	-	10.75lb	7.86lb	5.65lb	4.95lb	4.33lb	5.70lb
2010	6.50lb	-	4.75lb	5.25lb	4.52lb	4.90lb	4.89lb

No. = Not included in Yearly average due to small statistical sample.

OWENEA AVERAGE SALMON SIZE / WEIGHT BY SEASON



RECORDED VISITOR CATCH RETURNS/WATER LEVELS/VISITOR NUMBERS 2010



MOST POPULAR METHOD 2010



As usual, fly fishing was the most popular and successful method last season with 53.3% of the salmon caught by this method. This has been higher in previous years. The wet weather during the months that anglers did fish ensured there were a few more anglers spinning due to very high water. The most popular fly patterns were all shrimp patterns with the most popular being: Curry's Red, John Anthony, Foxford, Bann Special & Ally's Cascade. Spinning was the second most popular method with 40.0% of the salmon caught by this method. By far the most popular spinner was the Flying 'C' in various colours with red & black being the most used. The remaining fish, 6.7%, were all caught on the worm.

ILLEGAL METHODS



*Anglers are reminded that shrimp, prawn and roe baits are illegal.
Any angler found using illegal baits will be fined and/or prosecuted.*

BEATS THAT FISHED BEST IN 2010

The figures given below are calculated from **fully recorded** salmon caught by visiting / associate anglers. (Many more fish were caught on each beat by local anglers or the beat not recorded). This allows us to Assess how each beat fished relative to each other and also lets us calculate the C.P.U.E., which gives a truer indication of the productivity of a beat. The C.P.U.E. is the Catch per Unit Effort. This is calculated by dividing the number of Salmon caught by visiting & associate anglers, by the number of those anglers fishing the beat, over the months of April to September inclusive.

Beat	No. Salmon Fully Recorded 2010	% Of Total Catch	No. Visiting Anglers	% Visiting Anglers	C.P.U.E.	C.P.U.E. rating (productivity)
1	0	----	0	----	----	----
2	0	----	0	----	----	----
3	1	1.1%	6	1.05%	0.17	3 rd
4	6	6.7%	19	3.32%	0.31	1 st
5	7	7.8%	64	11.19%	0.11	7 th
6	4	4.4%	34	5.94%	0.12	6 th
7	12	13.3%	51	8.92%	0.23	2 nd
8	37	41.1%	251	43.88%	0.15	5 th
9	23	25.6%	147	25.70%	0.16	4 th
Totals	90	100%	572	100%		

Unusually, once again this season, Beat 4 was the most productive though this is only based on a small sample of anglers & fish. The next most productive beat was beat 7 with beat 3 coming in 3rd though this was only calculated on a very small sample of fish and anglers and could really be discounted. In 4th place was beat 9 which would normally rate in the top three. Beat 8 (the most popular angling beat) was unusually rated only 5th. Beat 6 was ranked as position 6 and very unusually, beat 5 came in last place. Beat 5 is often placed in the top three and I am at a loss to explain this fall from grace!

CATCH & RELEASE & CATCH RETURNS



Catch returns are central to the successful operation and long-term stock management of the fishery and records of every fish caught, even if returned alive, are essential. Local Anglers and visiting anglers alike are asked to contribute to the management of their fishery by giving details of catches to the Fishery Office by phone or in person, whichever is more convenient. All anglers are of course, welcome to personally fill out their catch details on the day in the catch register at the Fishery Office. In these days of conservation limits, fishery closures etc, it is paramount that we have accurate information on fish stocks in rivers.

It was sad to see this season that only 10.7% of the salmon caught and recorded in the catch register were released. This compares poorly to last seasons figure of 21.5% which had been steadily improving over the seasons.



TOP RODS FOR THE 2010 SEASON

This is calculated based on salmon officially recorded in the Owenea Fishery Catch Register at the Angling Centre.

Name	No. Salmon	Av. Weight	Best Salmon
<i>Alan Watson</i>	11	4.20lb	7lb
<i>Gordon Young</i>	10	5.11lb	8lb
<i>Bill Fee</i>	9	4.11lb	6lb
<i>Pierre Rumeau</i>	8	3.87lb	8lb
<i>Thomas Corr</i>	7	5.18lb	9lb
<i>P.J. McNelis</i>	6	6.67lb	15lb
<i>George Friel</i>	6	5.08lb	7lb
<i>Neil Gallagher</i>	6	5.00lb	6lb
<i>John Doherty</i>	6	3.5lb	5lb

SALMON TAGGING SCHEME

All anglers are legally required to tag and record all salmon and any sea trout over 40cm in length. Each angler will be issued with plastic gill tags and a logbook when they purchase a salmon & sea trout rod licence. All salmon and any sea trout over 40cm in length caught and killed, must be tagged immediately and recorded in the logbook. Any farmed salmon caught by an angler is considered to be a "wild fish" and should be tagged. It is an offence to be in possession of an untagged salmon (or sea trout over 40cm) on the riverbank or elsewhere. Tags must be inserted through the gills and mouth and securely fixed. The tag number, size of fish and catch location must be entered into the logbook. Logbooks must be made available to authorised fisheries officers on request. Extra tags are issued when an angler produces their logbook detailing their catch & usage of tags. If a logbook or tags are lost or damaged this must be reported to an authorised distributor.



Anglers found with untagged fish or failing to produce a logbook or licence on request will be issued with an **on the spot fine** or **prosecuted**. **Logbooks and unused tags must be returned to I.F.I. within a period of 21 days from the date of the expiry of the license.**

CONSERVATION of SALMON / SEA TROUT STOCKS & ROD ANGLING QUOTAS

There is an angling bag limit of 10 fish per angler of salmon (any size) or sea trout (over 40cm) per season.

Subject to the maximum annual bag limit of 10 fish an angler may take:

- A total of 3 salmon (any size) or sea trout (over 40cm) from the start of the season to May 11th and the Daily Bag Limit for this period is **1 fish per day**.
- 3 salmon (any size) or sea trout (over 40cm) per day from May 12th to August 31st.
- 1 salmon (any size) or sea trout (over 40cm) per day from the September 1st to the end of the season on 30th September.

After the daily bag limit has been taken, anglers are permitted to fish catch and release **using single, barbless hooks and there is a ban on the use of worms.**

This basically means that anglers are limited to killing 10 salmon per year or less if sea trout of more than 40cm are killed since these are included in the 10 fish allowed per year.

SALMON REDD COUNTS

These figures are indicative only, since taking redd counts depends wholly on weather conditions. When the river is in flood, redds cannot always be seen or counted. It follows that a wet winter generally means lower redd counts. Also, even in ideal conditions, not all redds are observed due to a number of fish spawning in small pockets of gravel all over the fishery. The 2004/05, 2005/06 and 2006/07 counts were not ideal counts due to high water conditions prohibiting a full count of all the spawning areas. The 2008/09 season saw high water conditions at the start of spawning which meant a lowered count. The 2010/11 counts were incomplete due to icy conditions and high water levels and would have been much higher than the figure given.



The last 17 years counts are as follows:

YEAR	94/95	95/96	96/97	97/98	98/99	99/00	00/01	01/02	02/03	03/04	04/05	05/06	06/07	07/08	08/09	09/10	10/11
REDD COUNT	205	282	749	481	592	694	501	N/A	261	342	328	282	184	338	622	446	144

DISABLED ANGLING

Since the end of 2001 we have been able to provide disabled angling adjacent to the Angling Centre in Glenties. This includes 500m of wheelchair accessible riverbank with safety rails and fishing stands along a section of Beat 3 with wheelchair accessible office and toilet facilities. These facilities will hopefully prove to be invaluable to our less able bodied brethren who often struggle to find locations where it is possible for them to fish in safety. If any information on the same is required, please do not hesitate to contact us (details below).



RIVER INFRASTRUCTURE

Maintenance of structures on the fishery was ongoing this season. A number of structures were replaced on both banks of beat 9 this season. Walkways were replaced and stiles repaired or replaced. There was only limited bank clearance due to low staffing levels. Unfortunately we were not allowed to employ any temporary staff until the end of the season and then we only had staff for a limited number of weeks.



The infrastructure currently in place on the fishery is as follows:

- 175 footbridges and walkways
- 8 river bridges
- 131 steps and stiles
- 25 signs
- 2 weirs
- 1 Picnic Bench
- 5 reinforced areas of riverbank
- Disabled angling section, allowing wheelchair access along a section of beat 3 at the Angling Centre.

BOOKINGS / FURTHER INFORMATION



Permits available: 1-Day Permit – Adult, Juvenile. Weekly Permit (7 Day) - Adult.

Off season Information & Bookings (1st October – 30th April) contact:

I.F.I. Ballyshannon,
Station Road, Ballyshannon, Co. Donegal.
Phone (071) 9851435. Fax (071) 9851816.

Email: ballyshannon@fisheriesireland.ie Website: www.fishinginireland.info

In Season Information & Bookings (1st April – 30th September) contact:

Owenea Angling Centre,
Glenties Fishery Office,
Glenties,
Co. Donegal.

Phone (074) 9551141. Fax (074) 9551444.

The Fishery Office at Glenties hatchery opening times are:

9.00am to 1.00pm every day from 1st April – 31st May

7.00am to 1.00pm every day from 1st June – 30th September.

Bookings can be taken in advance on full payment of permit. Fishing can be booked at through the Angling Centre or online at www.donegalanglingholidays.com Rods will be assigned beats on a *first come first served* basis and will be rotated through beats thereafter if demand is high.

Visa and MasterCard accepted and debit cards.

ACCOMMODATION

BED & BREAKFAST

- Mrs. T. O'Donnell, Oakdale Farmhouse, Derries, Glenties, Co. Donegal Tel: (074) 9551262.
- Mrs. M. Regan, Ardlann, Mill Road, Glenties, Co. Donegal. Tel: (074) 9551271.
- Mrs. Jean Ballingsley, Lyndale, Mullantiboyle, Glenties, Co. Donegal. Tel: (074) 9551295.
- Mrs. M. McLoone, Marguerite's, Lr. Main St. Glenties, Co. Donegal. Tel: (074) 9551699.
- Ms. Rosaleen Campbell, Lisdanar, Mill Road, Glenties, Co. Donegal Tel: (074) 9551800.
- Mrs. M. Bennett, Bayview Country House, Portnoo Rd. Ardara, Co. Donegal. Tel: (074) 9541145.
- Ms. Norah Molloy, Brae House, Front Street, Ardara, Co. Donegal. Tel: (074) 9541296.
- Madeline Boyd, Castle View House, Kilcashel, Loughros Point, Ardara, Co. Donegal. Tel: (074) 9541212.
- Ms. M. Feeney, Drumbarron House, Drumbarron, Ardara, Co. Donegal. Tel: (074) 9541200.
- Susan McConnell, Rosewood Country House, Killybegs Road, Ardara. Co. Donegal. Tel: (074) 9541168.
- Mrs. Mary Boyle, Avalon, Glen Road, Glenties, Co. Donegal Tel: (074) 9551292.

SELF-CATERING

- Kathleen Slowey, Portnoo Rd. Ardara, Co. Donegal. Tel: (074) 9541204.
- Ms. Dina Gallagher, Portnoo Rd. Ardara, Co. Donegal. Tel: (074) 9541239.
- Joseph Gallagher, Portnoo Road Ardara, Co. Donegal. Tel: (074) 9541472.
- Mrs. M. Goodall, Crannogh Cottage, c/o Doherty's Bar, Front St. Ardara, Co. Donegal. Tel: (074) 9541304.
- Bernadette Shovlin, Beagh Cottage, Beagh, Ardara, Co. Donegal Tel: (074) 9541444.
- Peter McNelis, Hollybrook, Killybegs Road, Ardara, Co. Donegal. Tel: (074) 9541596.

HOTELS

- Highlands Hotel, Glenties, Co. Donegal. Tel: (074) 9551111.
- Nesbitt Arms Hotel, Main Street, Ardara, Co. Donegal. Tel: (074) 9541103.

