

# ***OWENEA FISHERY***

## ***2009 NEWSLETTER***



*2008 Season Report*



*Top Rods & Catches*



*River Gauge & Catch Data*



*Best Salmon of the Season*



# THE OWENEA FISHERY

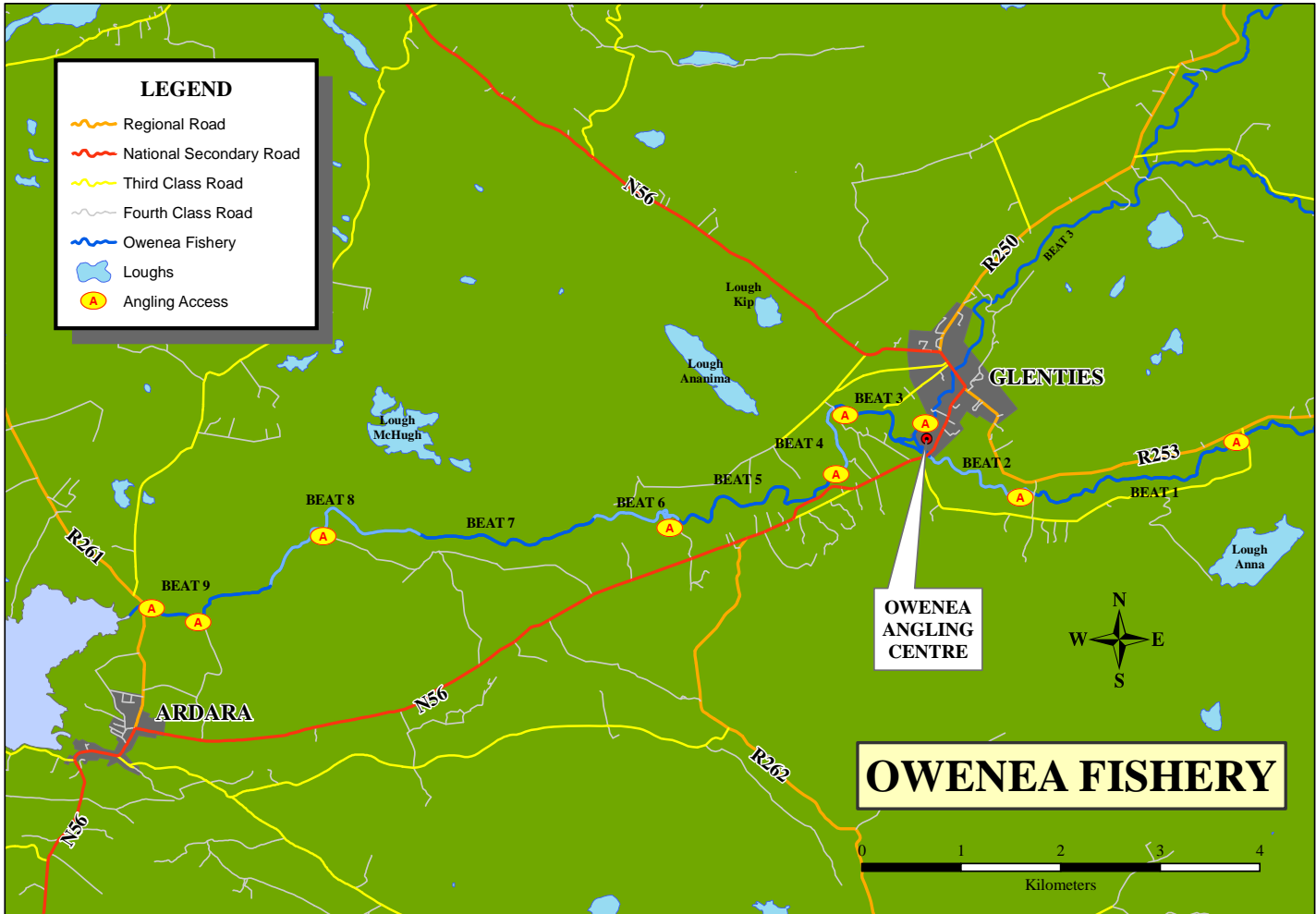
The Owenea River drains Lough Ea running for some 13 miles through Glenties and emptying into Loughrosmore Bay at Ardara. The Owenea is primarily a spate river taking from 1 to 2 days to run off, depending on the size of the flood.

When in condition, the river is one of the best in the country for salmon. The river has runs of spring salmon, grilse, sea trout and a resident stock of small brown trout. July is the best month for grilse closely followed by June and August. Spring salmon can be caught from April onwards and indeed towards the end of the season a few autumn salmon are frequently caught.

The sea trout have been making something of a comeback in recent years though numbers still remain low. The fishery still requests that sea trout are returned where possible, to help conserve stocks.

There are 9 beats on the bottom 8 miles of river with good pools spread throughout the system and plenty of lovely ‘fly water’. Both banks can be fished with the beats catering for 3, 4 or 5 rods depending on the beat. Access to the fishery and along banks is good with adequate numbers of stiles and footbridges. There are bridges over the river between beats and one in the middle of beat 7. Disabled access and hospitality facilities have been provided for disabled anglers on a section of Beat 3 adjacent to the Fishery Office.

Fly-fishing is the most popular method used followed by spinning and worm. Shrimp and prawn are banned. Most shrimp flies fish well. Popular flies are Stoats Tail, Foxford Shrimp, Black Shrimp, Curry’s Red Shrimp, John Anthony Shrimp Claret Shrimp and Cascade’s.



## BEAT DESCRIPTION

**BEAT 1:** Beat 1 is the longest beat at around 6 miles. It runs from Lough Ea to Meenhalla Bridge. Only the more adventurous cover the full beat. The lower pools, being the more productive, are most often fished.

**BEAT 2:** Beat 2 runs from the Meenhalla to Mullenierin Bridge. The most productive pools are Garry's and the Priest pool. The river is fairly narrow, so maintain a cautious approach.

**BEAT 3:** Beat 3 runs from Mullenierin Bridge to Mullantiboyle Bridge and includes the lower reaches of the Stracastle River. The Crambam, Rock Pool and Friel's Battery are the most productive pools while the section from Friel's Battery to the Short Stream can fish well for sea trout.

**BEAT 4:** Beat 4 runs from Mullantiboyle Bridge to the metal footbridge below Hugh Hanlon's pool. All the pools on this beat are equally productive and in nice water, with fish showing all over, it should be fished down the whole of its length.

**BEAT 5:** Beat 5 runs from the metal footbridge to the new footbridge below the Gubbin. The beat includes 2 major holding pools in the Gubbin and the Mullindaragh. The Gubbin is a productive pool to the spinner and fishes to the fly if there is good water. The 'Car' Pool can also fish well. There is no worming permitted from the neck of Ward's pool to the tail of Archie's Pool on beat 6.

**BEAT 6:** Beat 6 runs from the New Bridge below the Gubbin to the Turf Bridge below Carry Pool. The Carry Pool is a popular pool with local worm fishermen. Archie's Pool produces a lot of fish each year. Other prolific pools include the Yellow Banks and the Battery.

**BEAT 7:** Beat 7 runs from the Turf Bridge down to the metal footbridge

downstream of the 'Trees'. There is a fair amount of slow & deep water towards the bottom of beat 7 which needs fairly high water levels to fish to the fly. There is some nice fly water at the head of the beat and around the Coarse Stream and Sally's Pool. Kelly's is a deep pool and always holds some big fish. The Lugguog and the big stones that can be seen below it can fish well in fairly high water.

**BEAT 8:** Beat 8 runs from the metal footbridge at the bottom of 7 to the metal footbridge at the car park below Whingarden Pool. It is a very popular beat and has some very productive pools. There is some lovely fly water on this beat. The most famous pool is probably Bryan's Pool. It is a deep holding pool that is always full of fish. Other productive pools include Gavigan's, Billy's, Sandy and McGill's Long Pool.

**BEAT 9:** Beat 9 runs from Poul-a-Tuarn (below metal footbridge) to the Owenea Road Bridge at the tail of Finn's Pool. Beat 9 has good fly water also interspersed with some deeper pools. Finn's Pool at the bottom of the beat, backs up with a high tide and can fish well as fish come in on the tide. Other productive pools include Boyle's and Boyle's Small pool. At the top of the beat Poul-a-Tuarn can fish well and is popular with worm fishermen. Also Ferny Pool & Holly Bush down to Boyle's are worthy of close attention.



BRIDGE POOL - BEAT 4



## 2008 SEASON REPORT

### April



The fishery opened as normal on the 1<sup>st</sup> April. The month was virtually a write off however once again this season. The river ran at low summer levels all month except for a flood of 0.35 metres on the first day of the month and a minor flood (0.25M) on the 7<sup>th</sup>. The gauge average for the month only read 0.16 metres. The fishery was understandably quiet with only 10 visiting rods fishing for the month. We did not hear of any salmon caught for the month. Given the earliness of the season and the lack of angling effort, this was not surprising.

### May

May was also a very dry month which brought low water all month except for one small flood reading 0.29 metres on the 3<sup>rd</sup> which also gave fair water the following day. The gauge average for the month read a very low 0.10 metres and only 9 visiting rods fished for the month! The first salmon of the season was caught by Joseph White on the 4<sup>th</sup>. The fish weighed 5lb and was caught from beat 8 on the spinner. On the 22<sup>nd</sup> Alan Watson, in very low water (0.06 metres), recorded a 9¾lb salmon. The fish was caught on a John Anthony shrimp fly from Doherty's Pool on beat 9 (see picture right).



### June

The river remained at very low levels for the month until a small flood (0.29 metres) on the 22<sup>nd</sup> which gave decent levels the following day and another flood (0.37 metres) on the 25<sup>th</sup>. The river then fell away again to the end of the month. The gauge average for the month read 0.13 metres. 47 visiting rods fished for the month with 41 of these fishing over the last week. There were a number of salmon recorded for the month all caught over the last week. On the 23<sup>rd</sup>, Gordon Young recorded a 9½lb salmon caught on the spinner from beat 8. John Joe Doherty also recorded an early grilse of 2½lb caught on the fly from beat 9. On the 25<sup>th</sup>, Maurice Kennedy registered another early grilse weighing 3lb caught from beat 6 on the spinner. Paul Brennan recorded an 8lb salmon caught from beat 8 on the spinner. The following day he recorded a further fish weighing 9lb caught from beat 9 on the fly and Rolly Greer accounted for an 8lb salmon caught from the Holly Bush Pool from beat 9 on the fly. The average size of salmon for the month was 6.36lb. This was up on last season's average of 5.75lb.

### July

There was a good flood on the first day of the month but the river then fell away to low levels once again until rain brought some good water levels from the 17<sup>th</sup> to the 20<sup>th</sup>. The river then fell away to give low water levels up until the end of the month. The gauge average for the month read 0.16 metres. 104 visiting rods fished for the month mainly during the times of good water. There was a fair number of salmon caught over the month. Given here is a selection of the recorded catches. On the 1<sup>st</sup>, Paul Fergusson recorded a 5½lb grilse caught on the spinner from McGill's Long Pool on beat 8. On the following day Andrew McMenamin recorded an 8½lb salmon caught on the spinner from beat 8. On the 5<sup>th</sup>, Maurice Kennedy accounted for 2 grilse caught on the fly from beat 6. On the 16<sup>th</sup>, Andrew McMenamin recorded a 5½lb grilse caught on the spinner in very low water from beat 9. On the 17<sup>th</sup> we received our first flood of the month and the result was good numbers of visiting rods fishing over the next few days and good numbers of salmon recorded. On the 17<sup>th</sup>, William Marshall recorded a fine 13¾lb salmon caught on the spinner from The Battery on beat 6. John Boyle accounted for a 9lb fish caught on the fly from beat 3 and released. Gordon Young recorded a 12lb salmon caught on a spinner upstream of Bryan's Pool on beat 8. On the 18<sup>th</sup>, Tommy Irvine landed a 6lb grilse on a spinner from beat 8, losing two others. Stewart Gracey caught and released a 7lb fish from beat 5. John Northridge recorded a 9¾lb salmon caught on the fly from Gavigan's Pool on beat 8. John Breslin recorded 2 grilse weighing 4 & 8lb caught on the spinner from beat 6. On the 19<sup>th</sup>, John Northridge recorded another salmon weighing 10¾lb caught on the fly from the Ash Bush Pool on beat 4. The following day, Frank Walker recorded 2 grilse weighing 4½ & 6lb caught on the worm from beat 7. On the last day of the month, Paul Butley caught and released a 4½lb grilse and a 3½lb sea trout on the fly from beat 9. There were numerous recordings of single grilse under 5lb caught for the month. The average size of salmon for the month was 5.77lb. This was up slightly on last season's average of 5.66lb.



## August

August was a much better month in terms of conditions. We received numerous floods after the first week and these gave very favourable angling conditions at times. Indeed, the complaint some days was that the river was far too high! The gauge average for the month read a healthy 0.25 metres. The fishery was fairly busy with 321 visiting rods fishing for the month and with the high angling effort allied to some good water levels, there were good numbers of salmon caught. Space precludes listing all the fish caught but given here are some of the more notable catches from the register. On the 2<sup>nd</sup>, Mark Corps recorded 3 grilse caught from beat on the fly. The fish weighed 2, 4 & 6lb and two of these were released. Jonathon McCorkill also recorded 3 grilse caught from beat 8, 1 on the spinner and 2 on worm with one of these released. On the 6<sup>th</sup>, Davy Arbuckle recorded 2 grilse to 5lb caught on the fly from beat 9 releasing one of these. The following day, Billy Blair caught 2 grilse to 5lb on the fly from beat 8 with one of these released. On the 9<sup>th</sup>, Colin Nesbitt recorded 4 salmon caught on the spinner from beat 6 and weighed 2, 5, 5 & 13lb. I caught and released 2 fish from beats 3 & 4. They weighed 12lb and 4lb and were caught from Jarvis's Stream and The Ash Bush Pool on the fly. Billy Blair recorded 2 grilse to 4½lb caught on the spinner from beat 8 with one of these returned. On the 10<sup>th</sup>, Tommy Irvine recorded 2 grilse weighing 3½ & 4lb with one of these released and Jackie Hutchison also accounted for 2 grilse weighing 3 & 7lb. All were caught on the spinner from beat 8. Davy Arbuckle recorded 3 grilse caught weighing 3, 4 & 5½lb on the spinner from beat 8 with one of these returned. On the 11<sup>th</sup>, John Joe Doherty & Ian Hanley both recorded 2 grilse each caught on the spinner. The fish were caught from beats 8 & 5 respectively and weighed 6 & 7lb and 5 & 8lb. On the 12<sup>th</sup>, Peter Graham accounted for 3 grilse weighing 3, 4 & 5lb caught on the spinner from beat 7. Billy Blair recorded grilse of 4 & 8lb caught on the spinner from beat 8 with the larger of these being returned. Brendan Garland logged grilse of 2 & 6½lb caught from beat 8 on the spinner with the small fish released. Raymond Black recorded 2 grilse to 3lb caught on the spinner from beat 8. The following day, Tommy Irvine accounted for 2 fish caught on the spinner from beat 8 weighing 5 & 7lb. On the 16<sup>th</sup>, Billy Blair recorded 2 grilse weighing 5 & 7lb caught on the fly from beat 8. On the 17<sup>th</sup>, Tommy Irvine landed grilse of 5 & 7lb on the spinner from beat 8. Michael McCrory recorded 3 grilse weighing 4½, 4¾ & 8lb caught on the fly from beat 7. Davy Arbuckle recorded 2 grilse weighing 4 & 6lb caught on the spinner from beat 8. On the 20<sup>th</sup>, Billy Blair logged 2 grilse weighing 4 & 5lb caught on spinner and fly from beat 8 with the larger of these returned catching another grilse on the 22<sup>nd</sup> and a 12lb salmon caught on the fly on the 24<sup>th</sup> from beat 8. There were numerous records of single fish catches. Average size of salmon for the month was 4.93lb. This was up slightly on last season's average of 4.87lb.

## September

The month brought high amounts of rainfall and consequently we had a number of floods throughout the month interspersed with periods of low water. The last 10 days of the season saw the river drop to very low levels until a big flood on the last day that meant that the river was virtually unfishable. The gauge average for the month read 0.22 metres. The fishery, surprisingly, was not particularly busy with only 134 visiting rods fishing for the month. There were fair numbers of salmon caught though the fish seemed dourer this month. Given here are some of the recorded catches for the month. On the 3<sup>rd</sup>, regular French visitor, Pierre Rumeau recorded 2 grilse weighing 4½ & 4¾lb caught on the fly from beat 3. The following day he recorded a further 4lb grilse caught on the fly from beat 9 and Manfred Kauert landed an 8lb salmon on the fly from beat 8. On the 5<sup>th</sup> Pierre recorded a further 2 grilse to 3lb caught on fly & worm from beat 8. On the 10<sup>th</sup>, P.J. McNelis caught a 10lb salmon on the spinner from beat 8. On the 11<sup>th</sup>, regular visitors Tommy Irvine & Jackie Hutchison landed a fish apiece from beat 8. The grilse weighed 8 & 6lb respectively and were both caught on a spinner. On the 12<sup>th</sup>, Frankie Byrne recorded a 9½lb salmon caught on the fly from beat 6. Steven Mahood caught and landed an 8lb grilse on the fly from beat 8. On the 25<sup>th</sup>, Alan Watson recorded 2 grilse weighing 2½ & 4½lb caught on the fly from beat 9. Average size of salmon for the month was 5.08lb. This was disappointingly down on last season's average of 5.44lb.

And so that was it. Another season passed us by. It was a pity that we had such a big flood on the last day of the season which spoiled the 'last chance of a salmon' on the river. Ah well, the fish were happy. The feeling this season seems to have been that there were less salmon running the river and that these were very hard to catch though we have 27 more salmon recorded in the catch register than we did for 2007. We were not particularly busier in the Angling Centre than in 2007. The main run of salmon came as normal in August although it was nice to see there were grilse in the fishery earlier this season with a few being caught in May/June. This could well be due to the cessation of gill netting at sea over the last two seasons. It will be interesting over the next number of years to see if this trend continues. We await the coming season with anticipation and look forward to the new season and meeting all our piscatorial friends and anglers once again for more fishing, tales and the 'Craic'



## SALMON of 10LB PLUS CAUGHT IN 2008

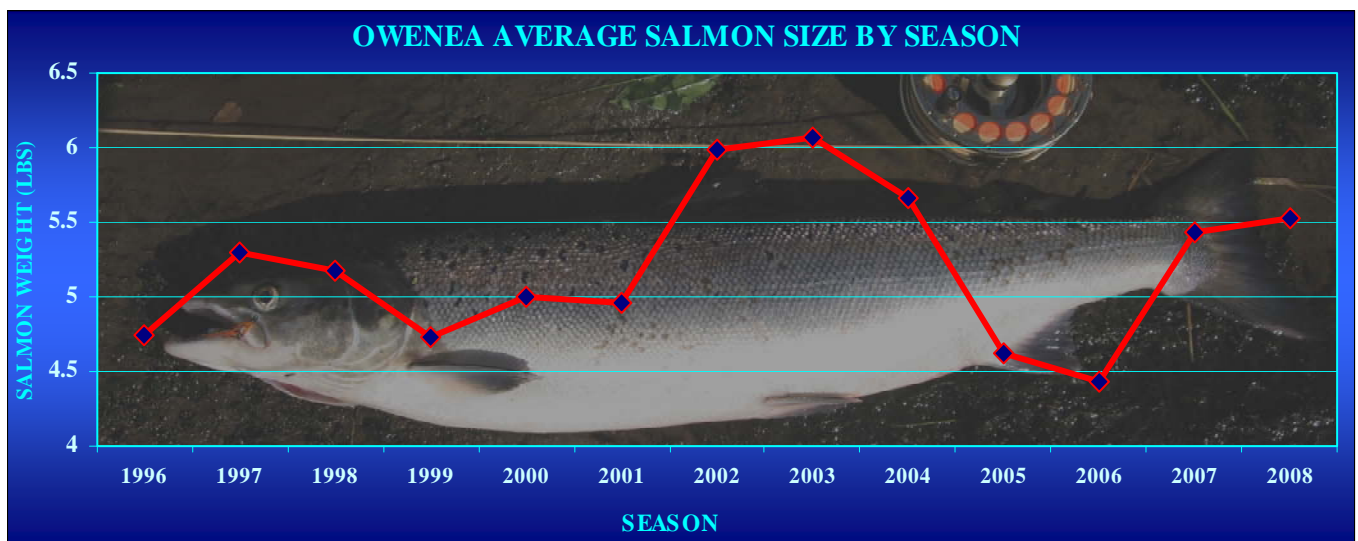
*Best fish of the season weighed 13¼lb and was caught on a spinner by William Marshall on the 17<sup>th</sup> July from beat 6.*

Name	Date	Beat	Method	Gauge	Weight
William Marshall	17 <sup>th</sup> July	6	Spinner	0.50 metres ↓	13¼lb
Colin Nesbitt	9 <sup>th</sup> August	6	Spinner	0.48 metres ↓	13lb
Gordon Young	17 <sup>th</sup> July	8	Spinner	0.50 metres ↓	12lb
Lindsey Clarke	9 <sup>th</sup> August	3	Fly	0.40 metres ↓	12lb
Billy Blair	24 <sup>th</sup> August	8	Fly	0.26 metres ↓	12lb
Andrew McMEnamin	10 <sup>th</sup> August	8	Spinner	0.23 metres ↓	10½lb
John Northridge	19 <sup>th</sup> July	4	Fly	0.46 metres ↓	10¼lb
P.J. McNelis	10 <sup>th</sup> September	8	Spinner	0.25 metres ↓	10lb

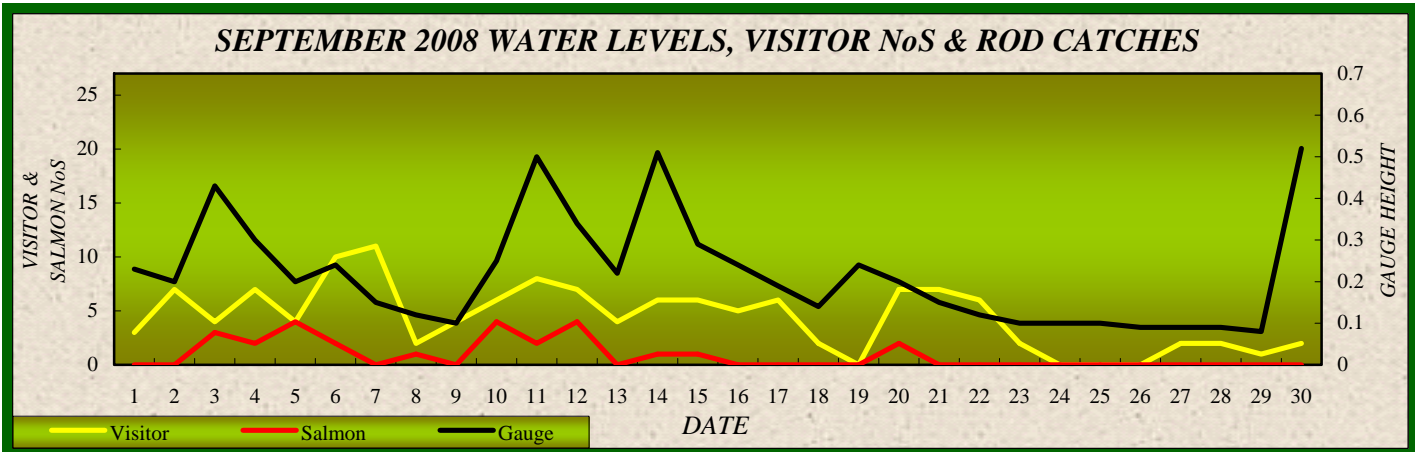
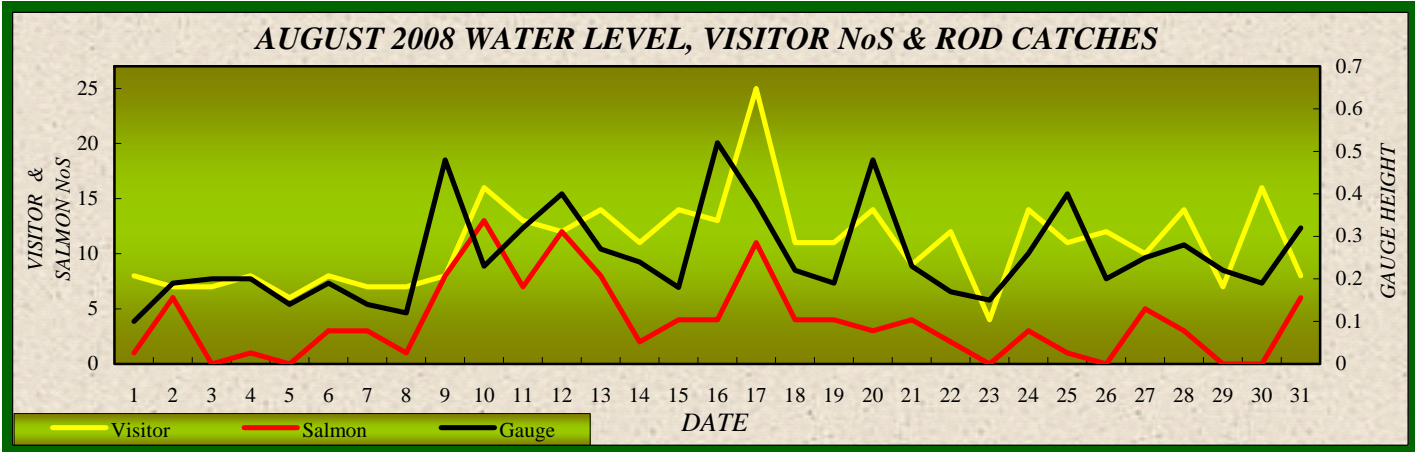
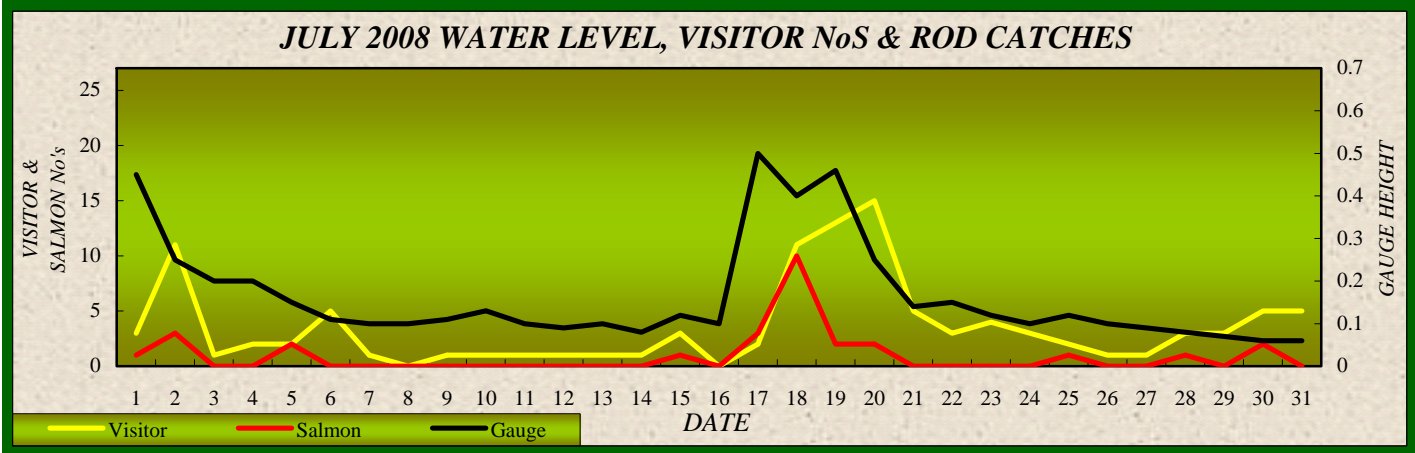
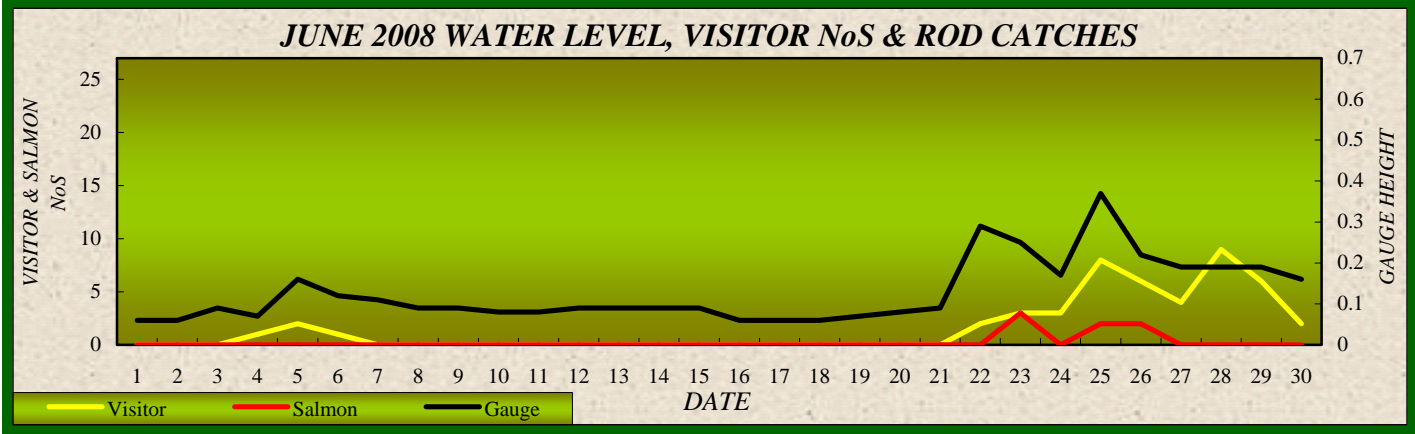
## AVERAGE SALMON SIZES OVER THE SEASONS

SEASON	APRIL	MAY	JUNE	JULY	AUGUST	SEPTEMBER	YEARLY
1996	-	8.00lb	4.00lb	4.55lb	5.73lb	4.66lb	4.74lb
1997	-	7.00lb	4.72lb	4.19lb	6.72lb	5.57lb	5.30lb
1998	8.62lb	-	4.69lb	4.37lb	5.52lb	6.10lb	5.17lb
1999	8.50lb	8.62lb	5.22lb	4.29lb	4.35lb	5.05lb	4.73lb
2000	-	10.00lb	5.67lb	3.99lb	4.84lb	5.48lb	5.00lb
2001	Closed	-	5.43lb	4.68lb	5.40lb	4.33lb	4.96lb
2002	-	8.44lb	4.77lb	4.75lb	5.42lb	6.52lb	5.98lb
2003	-	9.33lb	7.5lb	4.25lb	4.16lb	5.10lb	6.07lb
2004	-	9.75lb	7.40lb	4.48lb	4.93lb	5.83lb	5.66lb
2005	-	10.00lb	3.50lb	4.38lb	4.62lb	4.85lb	4.62lb
2006	9.75lb	6.67lb	11lb	4.65lb	4.33lb	4.30lb	4.43lb
2007	-	8.37lb	5.75lb	5.66lb	4.87lb	5.44lb	5.43lb
2008	-	7.37lb	6.36lb	5.77lb	4.93lb	5.08lb	5.53lb

No. = Not included in Yearly average due to small statistical sample.



**RECORDED VISITOR CATCH RETURNS/WATER LEVELS/VISITOR NUMBERS 2008**



## MOST POPULAR METHOD 2008



As usual, fly fishing was the most popular and successful method last season with 51% of the salmon caught by this method. This was not as high a percentage as usual (64.2% last season) which was probably due to the fact that August & September were very wet and the lower beats were virtually unfishable with the fly over a number of days. The most popular fly patterns were all shrimp patterns with the most popular being:

Curry's Red, John Anthony, Foxford, Ally's & Ally's Cascade. Spinning was the second most popular method with 45% of the salmon caught by this method. This was well up on last seasons 27.8% for the reasons mentioned above. By far the most popular spinner was the Flying 'C' in various colours with red & black being the most used. The remaining fish, 4%, were all caught on the worm.



### ILLEGAL METHODS



***Anglers are reminded that shrimp, prawn and roe baits are illegal.  
Any angler found using illegal baits will be fined and/or prosecuted.***

## BEATS THAT FISHED BEST IN 2008

The figures given below are calculated from **fully recorded** salmon caught by visiting / associate anglers. (Many more fish were caught on each beat by local anglers or the beat not recorded). This allows us to assess how each beat fished relative to each other and also lets us calculate the C.P.U.E., which gives a truer indication of the productivity of a beat. The C.P.U.E. is the Catch per Unit Effort. This is calculated by dividing the number of Salmon caught by visiting & associate anglers, by the number of those anglers fishing the beat, over the months of April to September inclusive.

Beat	No. Salmon Fully Recorded 2008	% Of Total Catch	No. Visiting Anglers	% Visiting Anglers	C.P.U.E.	C.P.U.E. rating (productivity)
1	----	----	----	----	----	----
2	0	----	1	0.16%	0	7 <sup>th</sup>
3	2	1.69%	11	1.79%	0.18	4 <sup>th</sup>
4	0	----	11	1.79%	0	8 <sup>th</sup>
5	9	7.63%	94	15.31%	0.09	6 <sup>th</sup>
6	14	11.86%	60	9.77%	0.23	3 <sup>rd</sup>
7	9	7.63%	34	5.54%	0.26	2 <sup>nd</sup>
8	68	57.63%	243	39.58%	0.28	1 <sup>st</sup>
9	16	13.56%	160	26.06%	0.1	5 <sup>th</sup>
<b>Totals</b>	115	100%	614	100%		

The table once again makes interesting reading this season. Beat 8 returned to being the most productive. This beat & beat 5 normally vie for top spot so it is very surprising to see beat 5 in sixth place! Beat 9 was unusually, only placed fifth. This may be due to the wet weather during the peak of the season when fish ran straight through the beat but it was still placed higher than last season (also a wet year). If the salmon were running straight up the river, why did beat 5 not perform better? Good numbers of salmon normally lie on beats 5 & 6. Beat 7 was placed second and beat 6 in third place, a good result for these two beats. Unusually, beat 3 was placed fourth but this could be due to a very small sample of fish and anglers although local anglers (not included) recorded good numbers of salmon from this beat this season.

## CATCH & RELEASE, CATCH RETURNS



It was pleasing to see that 19.6% of the salmon recorded in the catch register were released again. Some of this was due to some anglers catching in excess of the 10 fish seasonal limit but good numbers of anglers have begun to return salmon that in times gone by would have been killed. This can only be a positive point and hopefully this figure will rise further over the coming seasons.

Catch returns are central to the successful operation and long-term stock management of the fishery and records of every fish caught, even if returned alive, are essential. Local Anglers and visiting anglers alike are asked to contribute to the management of their fishery by giving details of catches to the

Fishery Office by phone or in person, whichever is more convenient. All anglers are of course, welcome to personally fill out their catch details on the day in the catch register at the Fishery Office. In these days of conservation limits, fishery closures etc, it is paramount that we have accurate information on fish stocks in rivers.


## TOP RODS FOR THE 2008 SEASON

This is calculated based on salmon officially recorded in the Owenea Fishery Catch Register at the Angling Centre.

Name	No. Salmon	Total Weight	Av. Weight	Best Salmon
<i>Billy Blair</i>	16	79.5lb	4.97lb	12lb
<i>Gordon Young</i>	12	66.5lb	5.54lb	12lb
<i>Tommy Irvine</i>	10	64lb	6.40lb	9lb
<i>David Arbuckle</i>	9	37lb	4.11lb	6lb
<i>Joseph White</i>	6	29.5lb	4.92lb	6 lb
<i>John Joe O'Doherty</i>	5	24lb	4.80lb	7lb
<i>Alan Watson</i>	5	23.25lb	4.65lb	9.75lb
<i>Pierre Rumeau</i>	5	18.25lb	3.65lb	4.75lb
<i>Maurice Kennedy</i>	5	17.5lb	3.50lb	6lb
<i>Jonathon McCorkhill</i>	5	15.25lb	3.05lb	6.5lb

## SALMON TAGGING SCHEME

All anglers are legally required to tag and record all salmon and any sea trout over 40cm in length. Each angler will be issued with plastic gill tags and a logbook when they purchase a salmon & sea trout rod licence. All salmon and any sea trout over 40cm in length caught and killed, must be tagged immediately and recorded in the logbook. Any farmed salmon caught by an angler is considered to be a "wild Fish" and should be tagged. It is an offence to be in possession of an untagged salmon (or sea trout over 40cm) on the riverbank or elsewhere. Tags must be inserted through the gills and mouth and securely fixed. It is an offence to be in possession of a salmon or sea trout over 40cm that is untagged. The tag number, size of fish and catch location must be entered into the logbook. Logbooks must be made available to authorised fisheries officers on request. Extra tags are issued when an angler produces their logbook detailing their catch & usage of Tags. If a logbook or tags are lost or damaged this must be reported to an authorised distributor.



Anglers found with untagged fish or failing to produce a logbook or licence on request will be issued with an **on the spot fine** or **prosecuted**. **Logbooks and unused tags must be returned to the N.R.F.B. within a period of 21 days from the date of the expiry of the license.**

## CONSERVATION of SALMON / SEA TROUT STOCKS & ROD ANGLING QUOTAS

There is an angling bag limit of 10 fish per angler of salmon (any size) or sea trout (over 40cm) per season.

**Subject to the maximum annual bag limit of 10 fish an angler may take:**


- A total of 3 salmon (any size) or sea trout (over 40cm) from the start of the season to May 11<sup>th</sup> and the Daily Bag Limit for this period is 1 fish per day.
- 3 salmon (any size) or sea trout (over 40cm) per day from May 12<sup>th</sup> to August 31<sup>st</sup>.
- 1 salmon (any size) or sea trout (over 40cm) per day from the September 1<sup>st</sup> to the end of the season on 30<sup>th</sup> September.

After the daily bag limit has been taken, anglers are permitted to fish catch and release **using single, barbless hooks and there is a ban on the use of worms.**

This basically means that anglers are limited to killing 10 salmon per year or less if sea trout of more than 40cm are killed since these are included in the 10 fish allowed per year.

## SALMON RED COUNTS

These figures are indicative only, since taking redd counts depends wholly on weather conditions. When the river is in flood, redds cannot always be seen or counted. It follows that a wet winter generally means lower redd counts. Also, even in ideal conditions, not all redds are observed due to a number of fish spawning in small pockets of gravel all over the fishery. The 2004/05, 2005/06 and 2006/07 counts were not ideal counts due to high water conditions prohibiting a full count of all the spawning areas. The 2008/09 season saw high water conditions at the start of spawning which meant a lowered count.



Spawning counts were very good this year despite the fact that high water conditions before Christmas meant that a number of early redds would have been missed. This bodes well for the future of the fishery.

The last 15 years counts are as follows:

YEAR	94/95	95/96	96/97	97/98	98/99	99/00	00/01	01/02	02/03	03/04	04/05	05/06	06/07	07/08	07/08
REDD COUNT	205	282	749	481	592	694	501	N/A	261	342	328	282	184	338	600

## DISABLED ANGLING

Since the end of 2001 we have been able to provide disabled angling adjacent to the Angling Centre in Glenties. This includes 500m of wheelchair accessible riverbank with safety rails and fishing stands along a section of Beat 3 with wheelchair accessible office and toilet facilities. These facilities will hopefully prove to be invaluable to our less able bodied brethren who often struggle to find locations where it is possible for them to fish in safety. If any information on the same is required, please do not hesitate to contact us (details below).



## RIVER INFRASTRUCTURE

Maintenance of structures on the fishery was ongoing this season. A number of structures were replaced this season including the removal of the old footbridge and construction of a completely new bridge over the river at Poul-a-Tuarn, at the top of beat 9.

The infrastructure currently in place on the fishery is as follows:

- 175 footbridges and walkways
- 6 river bridges
- 131 steps and stiles
- 25 signs
- 2 weirs
- 1 anglers hut
- 1 Picnic Bench
- 5 reinforced areas of riverbank
- Disabled angling section, allowing wheelchair access along a section of beat 3 at the Angling Centre.



## BOOKINGS / FURTHER INFORMATION

**Permits available:** 1-Day Permit – Adult, Juvenile. Weekly Permit (7 Day) - Adult.

**Off season Information & Bookings (1<sup>st</sup> October – 31<sup>st</sup> March) contact:**

Northern Regional Fisheries Board,  
Station Road,  
Ballyshannon,  
Co. Donegal.

Phone (071) 9851435. Fax (071) 9851816. Email: [info@nrfb.ie](mailto:info@nrfb.ie) Website: [www.nrfb.ie](http://www.nrfb.ie)

**In Season Information & Bookings (1<sup>st</sup> April – 30<sup>th</sup> September) contact:**

Owenea Angling Centre,  
Glenties Fishery Office,  
Glenties,  
Co. Donegal.

Phone (074) 9551141. Fax (074) 9551444.

The Fishery Office at Glenties hatchery opening times are:

9.00am to 1.00pm every day from 1<sup>st</sup> April – 31<sup>st</sup> May

7.00am to 1.00pm every day from 1<sup>st</sup> June – 30<sup>th</sup> September.

Bookings can be taken in advance on full payment of permit. Rods will be assigned beats on a *first come first served* basis and will be rotated through beats thereafter if demand is high.







Visa and MasterCard accepted and debit cards.

## ACCOMMODATION



### BED & BREAKFAST

-  Mrs. T. O'Donnell, Oakdale Farmhouse, Derries, Glenties, Co. Donegal Tel: (074) 9551262.
-  Mrs. M. Regan, Ardlann, Mill Road, Glenties, Co. Donegal. Tel: (074) 9551271.
-  Mrs. Jean Ballingsley, Lyndale, Mullantiboyle, Glenties, Co. Donegal. Tel: (074) 9551295.
-  Mrs. M. McLoone, Marguerite's, Lr. Main St. Glenties, Co. Donegal. Tel: (074) 9551699.
-  Ms. Rosaleen Campbell, Lisdanar, Mill Road, Glenties, Co. Donegal Tel: (074) 9551800.
-  Mrs. M. Bennett, Bayview Country House, Portnoo Rd. Ardara, Co. Donegal. Tel: (074) 9541145.
-  Ms. Norah Molloy, Brae House, Front Street, Ardara, Co. Donegal. Tel: (074) 9541296.
-  Madeline Boyd, Castle View House, Kilcashel, Loughros Point, Ardara, Co. Donegal. Tel: (074) 9541212.
-  Ms. M. Feeney, Drumbarron House, Drumbarron, Ardara, Co. Donegal. Tel: (074) 9541200.
-  Susan McConnell, Rosewood Country House, Killybegs Road, Ardara. Co. Donegal. Tel: (074) 9541168.
-  Mrs. Mary Boyle, Avalon, Glen Road, Glenties, Co Donegal Tel: (074) 9551292.

### SELF-CATERING

-  Kathleen Slowey, Portnoo Rd. Ardara, Co. Donegal. Tel: (074) 9541204.
-  Ms. Dina Gallagher, Portnoo Rd. Ardara, Co. Donegal. Tel (074) 9541239.
-  Joseph Gallagher, Portnoo Road Ardara, Co Donegal. Tel (074) 9541472.
-  Mrs. M. Goodall, Crannogh Cottage, c/o Doherty's Bar, Front St. Ardara, Co. Donegal. Tel: (074) 9541304.
-  Bernadette Shovlin, Beagh Cottage, Beagh, Ardara, Co. Donegal Tel (074) 9541444.
-  Peter McNelis, Hollybrook, Killybegs Road, Ardara, Co. Donegal. Tel: (074) 9541596.

### HOTELS

-  Highlands Hotel, Glenties, Co. Donegal. Tel: (074) 9551111.
-  Nesbitt Arms Hotel, Main Street, Ardara, Co. Donegal. Tel: (074) 9541103.

